

RyseUp Wearable Starter Guide



Getting Started

Disclaimer*

The RyseUp devices and programs create a “PEMF+” (Pulsed Electromagnetic Field plus multiple frequencies broadcast at the same time) transmission, a technology developed and registered by RyseUp. The RyseUp pulsed electromagnetic programs operate as a feature of the emerging field of “frequency science.” Frequency science has long been recognized by Traditional Chinese Medicine (TCM) and our new understanding of the homeodynamics, an example of which is the recent study of the “biofield.” The biofield has been reported by the U.S. NIH (National Institutes of Health) as an electromagnetic field emanating from all living organisms: humans, animals, and plants. This emerging field of study intends to provide a scientific foundation for understanding the complex homeodynamic relationship of living systems. Currently, the U.S. National Institutes of Health posts more than 400 academic papers investigating the biofields of living organisms, focusing on the human biofield. RyseUp frequencies and devices have been designed as wellness devices and programs to provide a low-level energetics experience of the interaction between the RyseUp devices and programs as they resonate with the biofield. Although many have enjoyed a wellness experience with RyseUp—promoting rest and relaxation, meditation, and other moderating energetic experiences—it must be stressed that this area of energetics still is theoretical and should not be relied upon to replace consultation with your physician or other wellness practitioner. RyseUp devices are not intended to diagnose, treat, or prevent disease, disease-like or other medical conditions. If you are under the care of a doctor or other healthcare practitioner, you should consult your doctor or wellness advisor before using RyseUp. There are no reports of contraindications when using the RyseUp PEMF+ technology, but because this is an electromagnetic device, it should not be used by anyone with a metal implant (other than titanium, which is non-magnetic) or anyone with a pacemaker, an implantable cardioverter defibrillator (ICD), a cochlear implant, intrathecal pump, insulin pump, spinal cord stimulator, or similar medical device. Further, and out of an abundance of caution, we do not recommend the use of RyseUp devices by pregnant or lactating women or anyone under the age of 18 (except by parental permission and/or the permission of a consulting physician). When using RyseUp devices and programs, hydrate for maximum effectiveness. Be advised that not all frequencies work for all people. Your body will tell you what works for you! The RyseUp Wearable is a Pulsed Electromagnetic Field (PEMF) wave emitter with a single copper coil. Designed to encourage and maintain a healthy lifestyle, the RyseUp Wearable is focused by proprietary PEMF+ technology projecting a sinusoidal single or serial electromagnetic frequency. As a wellness support device, the RyseUp Wearable is aligned with the philosophies and practices of Traditional Chinese Medicine (TCM) and is not intended to diagnosis, cure, mitigate, prevent, or treat a disease or disease-like condition. Customers of the RyseUp Wearable who suffer an illness are encouraged to seek the attention of their medical or other healthcare professional.

* The following statements have not been evaluated by the Food and Drug Administration. This product is not intended to diagnose, treat, cure, or prevent any disease.

Index

1. Download	5
2. Unboxing	6
3. Create Account	7
4. Register (QR-Code)	8
5. Register (Manually)	9
6. Programs	10
7. Subscription	11
8. Support	12

Contact

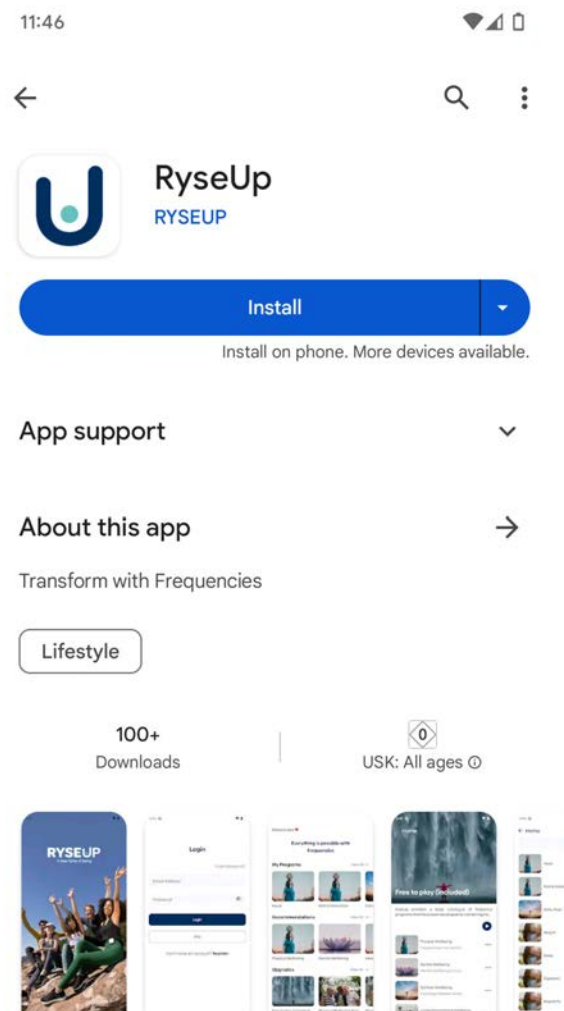
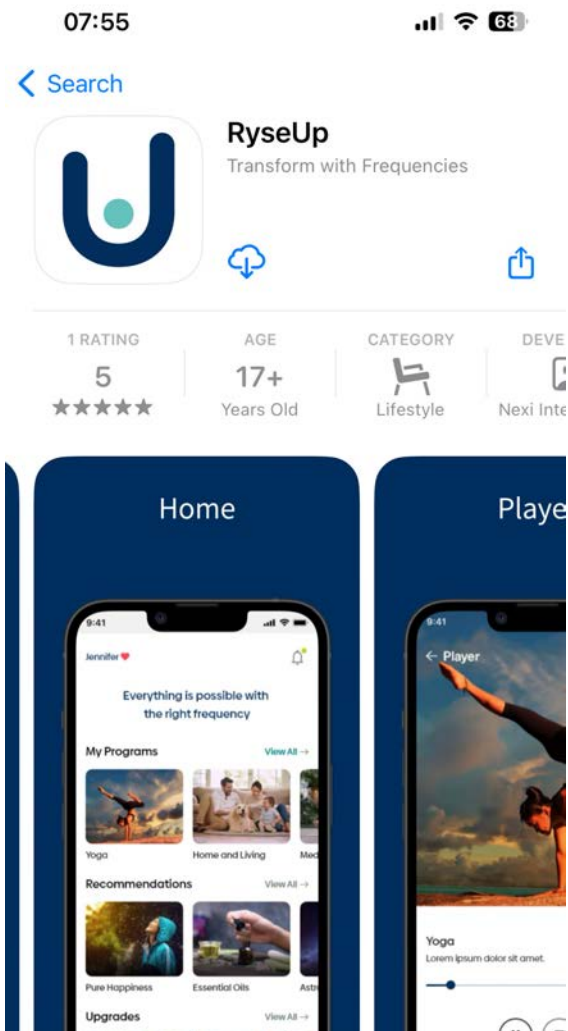
Manufacturer

RyseUp Sales B.V.
Faas Eliaslaan 13
3742 AR Baarn | The Netherlands

E-Mail: info@ryseup.com

1. Download

1. Search for **RyseUp** in AppStore or Google Play Store.
2. Select **Download**.
3. Make sure to grant **permissions** for camera and location during download so that you can scan the QR code and establish the connection between the app and the wearable.



2. Unboxing

1. Open the box, take out the **RyseUp Wearable** and the charging cable.
2. Scan the QR code on the flyer to access the get started website.
3. Switch on the Wearable by **holding down the power button** 2 seconds.



3. Create Account

1. Fill in your name, email address and create a password with a minimum of 12 characters including at least one each of uppercase letters, lowercase letters, numbers, and symbols.
2. Click on **Next** and confirm your account via the email we send you.

08:20 📶 68


Create Account

[Help??](#)

First Name

Last Name

Email Address

Password 

Must include letters and numbers

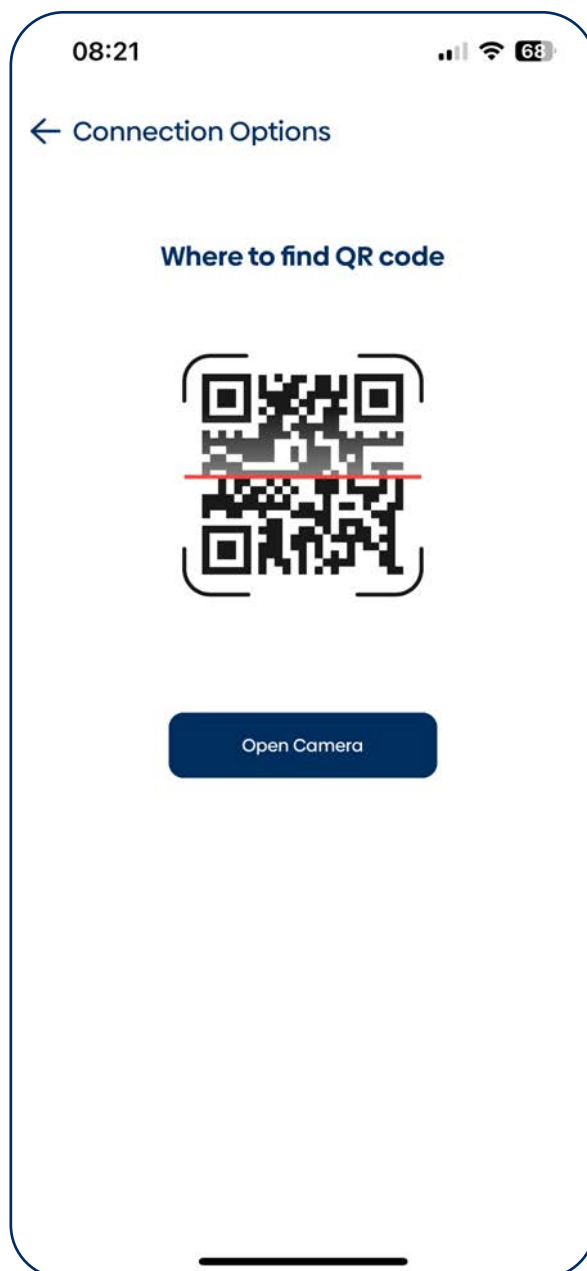
Next

Skip

Already have an account? **Login**

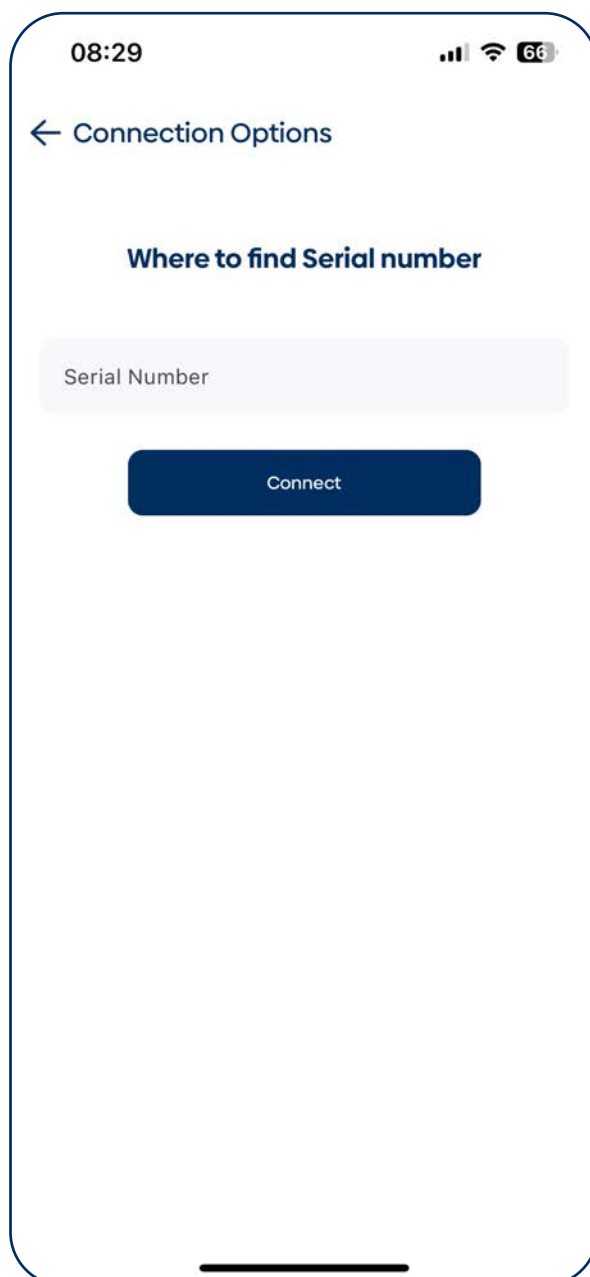
4. Register (QR Code)

1. Click on **Register by QR Code**.
2. Scan the **QR Code** on the back of the Wearable.



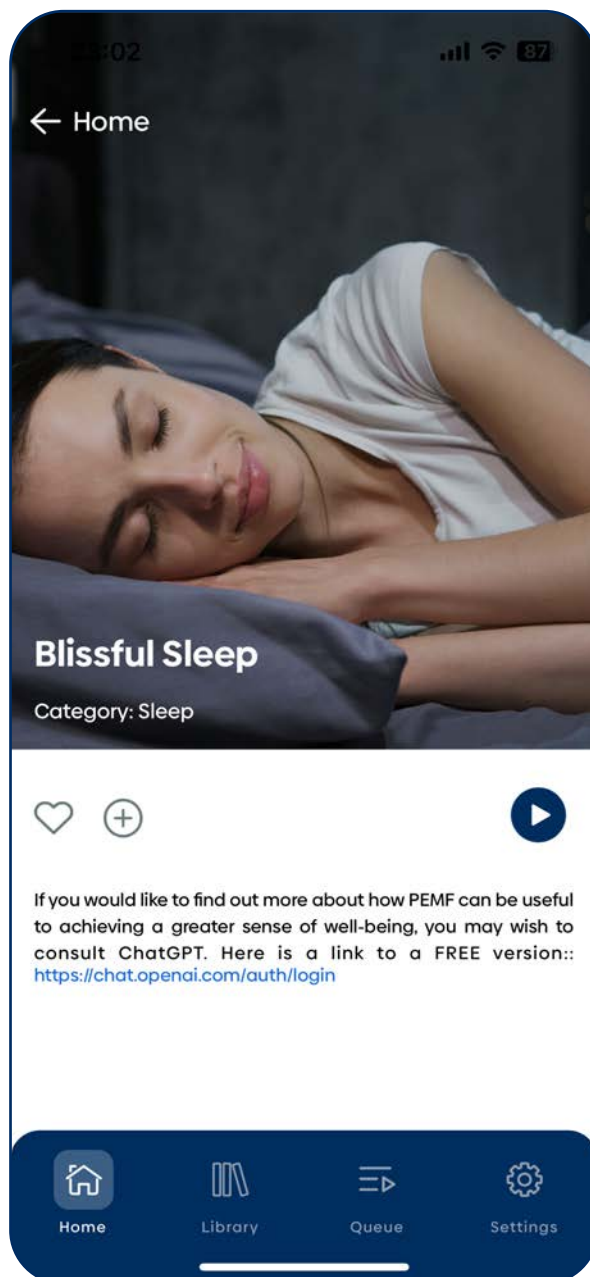
5. Register (Manually)

1. Click **manually connect**.
2. Insert **serial number** found on the back of the Wearable.



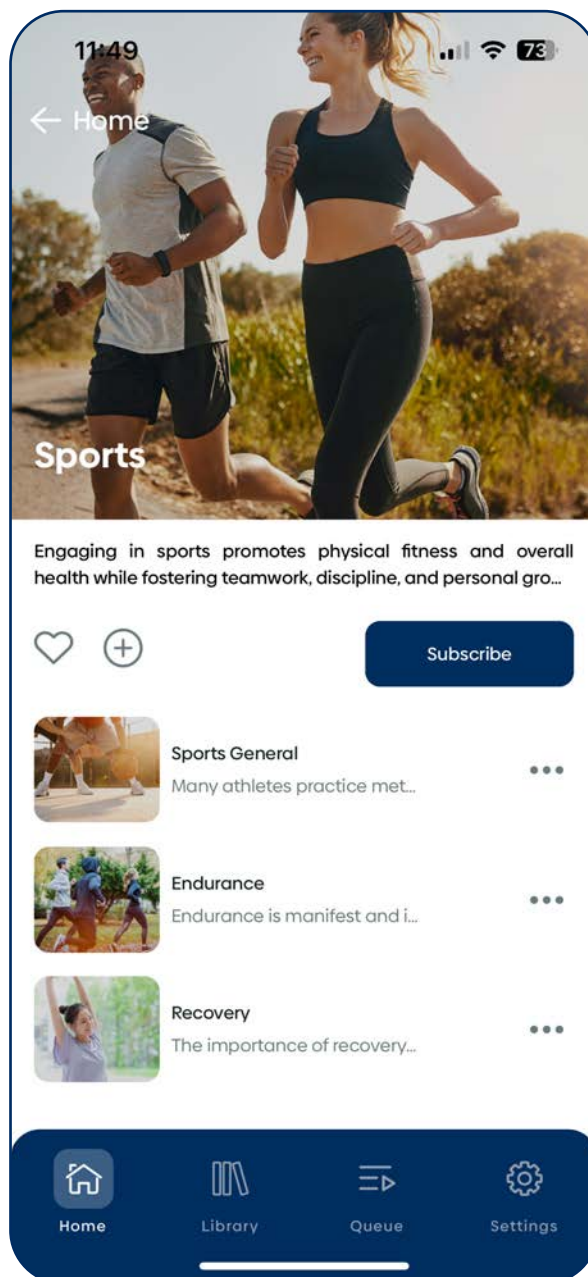
6. Programs

1. Choose the **program** you want to run.
2. Click **Play Now**.



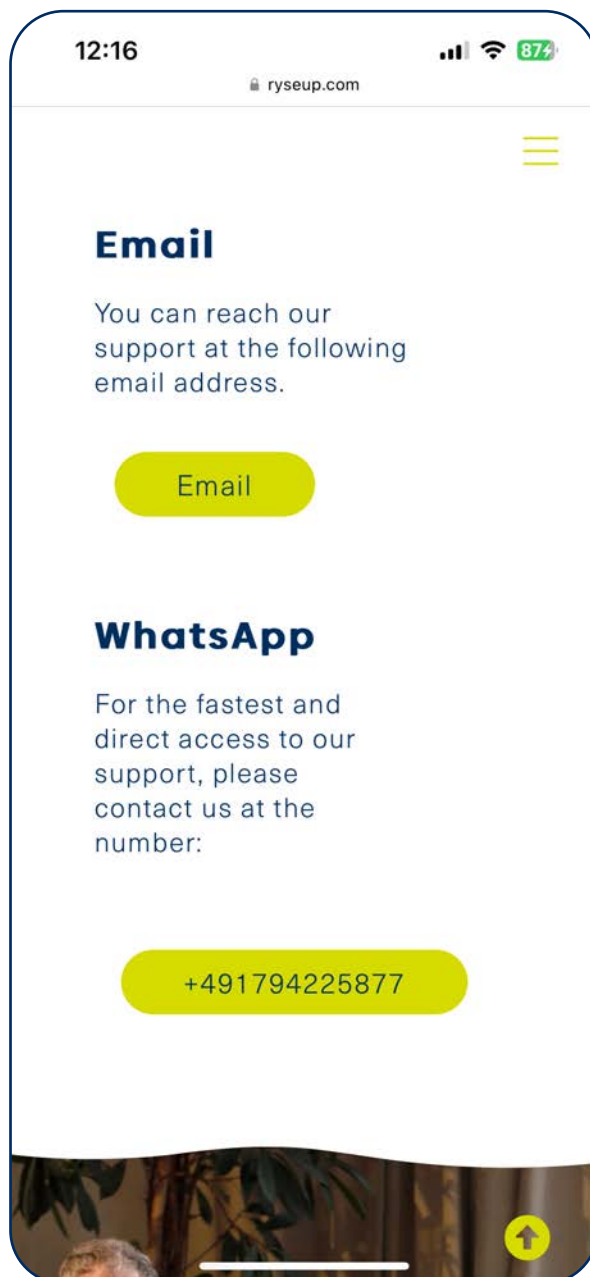
7. Subscriptions

1. Click on **Subscribe** to access the RyseUp U-Store.
2. **Login** to RyseUp U-Store with your RyseUp App login credentials.
3. **Choose** your desired options.



8. Support

1. Visit ryseup.com/support
2. You may also contact us also via WhatsApp at **+49 179 4225877** or send us an email at support@ryseup.com





Celebrate Life!



Be Your Own Hero.

RYSEUP

A New State of Being

Find us at ryseup.com